

29er World Championship 2019













Gdynia, Poland, 26th July to 3rd August 2019

Gold Fleet

Sailed: 7, Discards: 1, To count: 6, Entries: 45, Scoring system: Appendix A

Regatta Rank	Fleet Rank	Division	Nat	SailNo	Name	Crew	Gender	F1	F2	F3	F4	F5	F6	F7	CarriedFwd	Total	Nett
1	1		 FRA	14	Aristide Girou	Noah Chauvin	M	14.0	13.0	2.0	1.0	(37.0)	10.0	5.0	5.0	87.0	50.0
2	2		 USA	12	Stephan Baker	Ripley Shelley	M	8.0	5.0	28.0	6.0	12.0	1.0	(40.0)	3.0	103.0	63.0
3	3		 SWE	2527	Alice Moss	Carl Hörfelt	mixed	13.0	9.0	(21.0)	17.0	18.0	2.0	3.0	11.0	94.0	73.0
4	4		 FIN	2537	Ville Korhonen	Edvard Bremer	M	6.0	15.0	8.0	(32.0)	4.0	25.0	6.0	9.0	105.0	73.0
5	5		 NZL	2893	Brayden Hamilton	Pat Morgan	M	(33.0)	1.0	10.0	22.0	3.0	16.0	1.0	23.0	109.0	76.0
6	6		 AUS	2	Archie Cropley	Max Paul	M	12.0	25.0	4.0	10.0	(34.0)	6.0	22.0	2.0	115.0	81.0
7	7		 NOR	2662	Mathias Berthet	Alexander Franks Penty	M	2.0	21.0	3.0	29.0	8.0	27.0	(36.0)	1.0	127.0	91.0
8	8		 HUN	2760	Máté Jeney	Arthur De Jonghe	M	(41.0)	18.0	5.0	19.0	13.0	23.0	9.0	4.0	132.0	91.0
9	9		 IRL	2399	Harry Twomey	Harry Durcan	M	11.0	19.0	9.0	(34.0)	11.0	5.0	14.0	28.0	131.0	97.0
10	10		 ARG	2567	Felipe Cosentino	Tomás Fitte	M	26.0	2.0	15.0	(28.0)	1.0	28.0	20.0	6.0	126.0	98.0
11	11		 GER	2823	Jonas Schupp	Mortiz Hagenmeyer	M	24.0	12.0	6.0	7.0	17.0	12.0	(38.0)	20.0	136.0	98.0
12	12		 ITA	2318	Gaia Bergonzini	Leonardo Toscano	mixed	22.0	14.0	(40.0)	13.0	7.0	17.0	12.0	13.0	138.0	98.0
13	13		 ARG	2575	Ignacio Hermida	Maximiliano Kralj	M	5.0	7.0	(41.0)	38.0	2.0	18.0	4.0	29.0	144.0	103.0


















Regatta Rank	Fleet Rank	Division	Nat	SailNo	Name	Crew	Gender	F1	F2	F3	F4	F5	F6	F7	CarriedFwd	Total	Nett
14	14		 DEN	2810	Jens-Christian Dehn-Toftehoj	Mads Fuglberg	M	7.0	26.0	12.0	5.0	14.0	34.0	(42.0)	7.0	147.0	105.0
15	15		 SWE	2654	Marius Westerlind	Olle Aronsson	M	25.0	31.0	(44.0)	3.0	23.0	3.0	13.0	14.0	156.0	112.0
16	16		 IRL	2002	Lola Kohl	Johnny Durcan	mixed	(35.0)	11.0	31.0	18.0	5.0	4.0	35.0	12.0	151.0	116.0
17	17		 NZL	2892	Elijah Liefing	Nicholas Frewin	M	28.0	23.0	1.0	2.0	(35.0)	21.0	18.0	25.0	153.0	118.0
18	18		 GBR	2900	Ewan Wilson	Finley Armstrong	M	20.0	17.0	25.0	26.0	(27.0)	24.0	2.0	8.0	149.0	122.0
19	19		 ESP	ESP	Yoel Hernandez	Paula Barrio García	mixed	(42.0)	29.0	16.0	25.0	10.0	15.0	17.0	10.0	164.0	122.0
20	20		 GER	2505	Christoph Winkelhausen	Rickmer Lenk	M	(40.0)	27.0	11.0	12.0	6.0	13.0	39.0	18.0	166.0	126.0
21	21	U17	 AUS	23	Axel Fleet	Kieran Bucktin	M	15.0	22.0	18.0	4.0	(39.0)	36.0	23.0	17.0	174.0	135.0
22	22		 ESP	2725	Enrique Seattle Urios Salinas	Filippo Binetti Pozzi	M	4.0	10.0	27.0	27.0	19.0	(29.0)	29.0	22.0	167.0	138.0
23	23		 NED	2484	Dolf Hendriksen	Wiebrand De Vos	M	17.0	4.0	29.0	8.0	(38.0)	26.0	31.0	27.0	180.0	142.0
24	24		 SWE	2805	Martina Carlsson	Amanda Ljunggren	F	3.0	8.0	36.0	(44.0)	24.0	22.0	24.0	33.0	194.0	150.0
25	25		 BRA	1808	Nicolas Bernal	Gabriel Michaelis	M	21.0	6.0	20.0	14.0	31.0	(37.0)	37.0	26.0	192.0	155.0
26	26		 MLT	2948	Antonia Schultheis	Victoria Schultheis	F	32.0	36.0	34.0	(39.0)	9.0	9.0	19.0	16.0	194.0	155.0
27	27		 DEN	2825	Malthe Ebdrup	Peter Joos	M	30.0	(33.0)	13.0	15.0	25.0	19.0	15.0	38.0	188.0	155.0
28	28		 USA	1438	Ryan Satterberg	Payne Donaldson	M	27.0	30.0	24.0	23.0	(32.0)	8.0	21.0	24.0	189.0	157.0
29	29		 GER	2845	Finn Walter	Marcus Borlinghaus	M	1.0	16.0	32.0	20.0	41.0	(BFD [46.0])	28.0	21.0	205.0	159.0
30	30		 RUS	2719	Dmitrii Lazdin	Nikita Kanafev	M	31.0	35.0	19.0	16.0	30.0	(BFD [46.0])	11.0	19.0	207.0	161.0













Regatta Rank	Fleet Rank	Division	Nat	SailNo	Name	Crew	Gender	F1	F2	F3	F4	F5	F6	F7	CarriedFwd	Total	Nett
31	31		 SWE	2820	Oscar Andersson	Carl-Johan Leuckfeld	M	9.0	37.0	14.0	9.0	20.0	(BFD [46.0])	43.0	41.0	219.0	173.0
32	32		 GBR	2828	Tom Storey	Pierce Harris	M	(37.0)	3.0	22.0	30.0	16.0	33.0	26.0	45.0	212.0	175.0
33	33	U17	 FRA	2509	Raphael Thoisy	Tristan Berthier	M	19.0	(BFD [46.0])	35.0	37.0	22.0	BFD [46.0]	8.0	15.0	228.0	182.0
34	34		 ARG	2566	Clara Videla	Sofia Videla	F	10.0	40.0	33.0	31.0	26.0	11.0	(44.0)	32.0	227.0	183.0
35	35		 FRA	2361	Chloé Revil	Nell Castilla	F	38.0	28.0	(42.0)	42.0	21.0	14.0	10.0	34.0	229.0	187.0
36	36		 GBR	2661	Monique Vennis-Ozanne	Billy Vennis-Ozanne	mixed	16.0	24.0	26.0	33.0	(45.0)	31.0	16.0	43.0	234.0	189.0
37	37		 ESP	2702	Alicia Frás	Maria Gonzalez Gracia	F	(45.0)	34.0	30.0	40.0	15.0	7.0	30.0	39.0	240.0	195.0
38	38		 GER	2819	Florian Steuerer	Moritz Fiebig	M	23.0	(BFD [46.0])	7.0	24.0	28.0	41.0	45.0	36.0	250.0	204.0
39	39		 POL	2795	Slawomir Kapalka	Jakub Golebiowski	M	44.0	20.0	39.0	(45.0)	44.0	20.0	7.0	37.0	256.0	211.0
40	40		 NZL	414	Seb Menzies	Sam Street	M	34.0	32.0	23.0	11.0	(42.0)	38.0	34.0	44.0	258.0	216.0
41	41		 NED	2896	Robbert Huisman	Gijs Zuidema	M	39.0	39.0	38.0	21.0	29.0	(40.0)	27.0	30.0	263.0	223.0
42	42		 GER	2801	Valentin Mueller	Ole Ulrich	M	29.0	38.0	17.0	36.0	36.0	39.0	(41.0)	31.0	267.0	226.0
43	43		 GBR	2742	Rupert Jameson	James Hall	M	18.0	(43.0)	37.0	35.0	40.0	32.0	25.0	42.0	272.0	229.0
44	44		 ESP	2958	Jaime Framis Harguindey	Jack Honey	M	36.0	41.0	(43.0)	43.0	33.0	30.0	32.0	35.0	293.0	250.0
45	45	U17	 SWE	2653	Hugo Liljegren	Simon Granath	M	43.0	42.0	(45.0)	41.0	43.0	35.0	33.0	40.0	322.0	277.0

Silver Fleet

Sailed: 8, Discards: 1, To count: 7, Entries: 45, Scoring system: Appendix A

Regatta Rank	Fleet Rank	Division	Nat	SailNo	Name	Crew	Gender	F1	F2	F3	F4	F5	F6	F7	F8	CarriedFwd	Total	Nett
46	1	U17	 GER	2875	Mortiz Dorau	Riko Rockenbauch	M	14.0	2.0	11.0	15.0	16.0	2.0	(29.0)	3.0	50.0	142.0	113.0
47	2		 GBR	2811	Freya Black	Millie Aldridge	F	16.0	11.0	(UFD [46.0])	23.0	1.0	8.0	6.0	7.0	57.0	175.0	129.0
48	3		 DEN	2842	Mads Poder Witzke	Victor Ladefoged	M	15.0	17.0	4.0	2.0	(26.0)	4.0	21.0	21.0	60.0	170.0	144.0
49	4	U17	 NOR	2881	Markus Berthet	Emile Forslund	M	12.0	15.0	16.0	9.0	9.0	(24.0)	5.0	4.0	76.0	170.0	146.0
50	5		 GBR	2849	Isabelle Fellows	Jessica Jobson	F	10.0	10.0	9.0	10.0	(18.0)	13.0	13.0	12.0	69.0	164.0	146.0
51	6		 GBR	2816	Henry Jameson	Louis Johnson	M	19.0	3.0	1.0	7.0	(31.0)	19.0	23.0	22.0	62.0	187.0	156.0
52	7	U17	 GER	2323	Kjell Haschen	Iven Fromm	M	7.0	19.0	21.0	31.0	20.0	(34.0)	1.0	6.0	53.0	192.0	158.0
53	8	U17	 ISV	2918	Dawson Kohl	Steven Hardee	M	(26.0)	18.0	19.0	24.0	12.0	18.0	17.0	5.0	46.0	185.0	159.0
54	9		 ITA	2835	Filippo Cestari	Giovanni Sandrini	M	13.0	1.0	3.0	18.0	(43.0)	43.0	18.0	13.0	54.0	206.0	163.0
55	10		 DEN	2421	Frederik Fomsgaard	Marcus Langagergaard	M	22.0	23.0	(28.0)	6.0	19.0	3.0	15.0	25.0	51.0	192.0	164.0
56	11	U17	 GER	2307	Moritz Dürholt	Lennart Tolzmann	M	2.0	6.0	24.0	(35.0)	24.0	31.0	12.0	23.0	49.0	206.0	171.0
57	12	U17	 POL	2352	Gustaw Miciński	Mateusz Gwozdz	M	6.0	25.0	(27.0)	22.0	11.0	12.0	25.0	19.0	56.0	203.0	176.0
58	13	U17	 SWE	2698	Calle Lagerberg	Albert Norlén	M	3.0	7.0	(41.0)	11.0	40.0	11.0	24.0	8.0	75.0	220.0	179.0
59	14		 HKG	2876	Malo Kennish	Anatole Martin	M	34.0	(UFD [46.0])	2.0	3.0	5.0	5.0	26.0	41.0	64.0	226.0	180.0
60	15	U17	 GER	2931	Katharina Schwachhofer	Elena Stoltze	F	21.0	35.0	(40.0)	28.0	3.0	29.0	10.0	16.0	55.0	237.0	197.0
61	16		 DEN	2363	Jens-Philip Dehn-Toftehoj	Jacob Fuglbjerg	M	(31.0)	13.0	20.0	17.0	15.0	1.0	28.0	30.0	74.0	229.0	198.0

Regatta Rank	Fleet Rank	Division	Nat	SailNo	Name	Crew	Gender	F1	F2	F3	F4	F5	F6	F7	F8	CarriedFwd	Total	Nett
62	17		 BRA	2743	Tiago Monteiro	Vinicius De Oliveira	M	4.0	5.0	(UFD [46.0])	29.0	4.0	39.0	43.0	10.0	70.0	250.0	204.0
63	18	U17	 SWE	2526	Malcolm Björsson	Emil Jahrsten	M	30.0	4.0	15.0	(41.0)	29.0	27.0	2.0	34.0	67.0	249.0	208.0
64	19		 FRA	2804	Juliette Berthier	Marie Devoize	F	(33.0)	33.0	10.0	27.0	27.0	16.0	16.0	20.0	59.0	241.0	208.0
65	20	U17	 GER	2894	Felix Neszvecsko	Maximilian Koerner	M	27.0	9.0	22.0	8.0	28.0	42.0	3.0	(45.0)	71.0	255.0	210.0
66	21		 GER	2504	Laila Möbius	Emelie Hesse	F	(BFD [46.0])	12.0	26.0	14.0	17.0	6.0	27.0	29.0	79.0	256.0	210.0
67	22	U17	 ITA	2609	Lorenzo Pandini	Leone Tuci	M	11.0	31.0	17.0	12.0	13.0	32.0	11.0	(43.0)	84.0	254.0	211.0
68	23		 HUN	2768	Levente Lászlófy	Dániel Nyári	M	29.0	36.0	12.0	13.0	14.0	(44.0)	32.0	14.0	63.0	257.0	213.0
69	24		 ISV	2026	Lucy Klempen	Chris Bateman	mixed	9.0	26.0	30.0	5.0	30.0	37.0	30.0	(42.0)	48.0	257.0	215.0
70	25	U17	 GER	2843	Per Christoffer Schwall	Simon Schmidt	M	(BFD [46.0])	UFD [46.0]	33.0	DNC [46.0]	2.0	15.0	4.0	2.0	68.0	262.0	216.0
71	26		 CZE	2279	Jaroslav Cermak	Petretr Kostal	M	24.0	(41.0)	18.0	16.0	33.0	17.0	22.0	27.0	65.0	263.0	222.0
72	27		 AUS	2483	Zoe Dransfield	Madeleine Mcleay	F	23.0	28.0	35.0	(38.0)	8.0	26.0	38.0	1.0	66.0	263.0	225.0
73	28		 GER	2797	Philipp Wrobel	Julian Haunschild	M	17.0	30.0	7.0	25.0	(45.0)	21.0	14.0	38.0	73.0	270.0	225.0
74	29		 GER	2482	Finn Thun	Luk Thun	M	35.0	37.0	34.0	(42.0)	32.0	33.0	9.0	15.0	47.0	284.0	242.0
75	30	U17	 HUN	2534	Roni Oszkar Szabo	Botond Petranyi	M	8.0	27.0	39.0	34.0	23.0	10.0	19.0	(44.0)	85.0	289.0	245.0
76	31		 FRA	2232	Tangi Le Goff	Bertin Youenn	M	5.0	29.0	8.0	4.0	38.0	35.0	(39.0)	37.0	90.0	285.0	246.0
77	32		 FRA	17	Pol Jacquin	Loic Tissier	M	38.0	32.0	5.0	1.0	42.0	(45.0)	37.0	35.0	58.0	293.0	248.0
78	33		 USA	668	Griffin Gigliotti	Aidan Iaconis	M	25.0	8.0	31.0	30.0	6.0	23.0	(41.0)	40.0	88.0	292.0	251.0











Regatta Rank	Fleet Rank	Division	Nat	SailNo	Name	Crew	Gender	F1	F2	F3	F4	F5	F6	F7	F8	CarriedFwd	Total	Nett
79	34	U17	 GER	2324	Carl Temming	Lisander Zeiske	M	18.0	(39.0)	32.0	33.0	25.0	20.0	33.0	9.0	81.0	290.0	251.0
80	35		 ESP	1790	Christian Garcia Juan	Laura Garcia Juan	mixed	20.0	22.0	42.0	(43.0)	7.0	40.0	7.0	33.0	83.0	297.0	254.0
81	36		 SWE	2922	Julia Henriksson	Caroline Pettersson	F	39.0	21.0	29.0	40.0	34.0	22.0	(44.0)	11.0	61.0	301.0	257.0
82	37	U17	 GER	2419	Jakob Voltmer	Paul Opolony	M	32.0	34.0	23.0	26.0	21.0	30.0	(42.0)	18.0	78.0	304.0	262.0
83	38	U17	 RUS	2610	Ilya Chuprina	Rodion Brovin	M	1.0	(UFD [46.0])	36.0	36.0	35.0	9.0	34.0	24.0	89.0	310.0	264.0
84	39		 ESP	1773	Susana Hurtado Gutierrez	Carlota Garcia Fernandez	F	28.0	24.0	37.0	37.0	(44.0)	25.0	20.0	17.0	77.0	309.0	265.0
85	40	U17	 CAN	2916	Thomas Staples	William Staples	M	(40.0)	20.0	6.0	20.0	39.0	38.0	35.0	32.0	80.0	310.0	270.0
86	41		 GBR	2788	Freddie Peters	Toby Atherton	M	36.0	42.0	(DNC [46.0])	DNC [46.0]	10.0	14.0	31.0	39.0	52.0	316.0	270.0
87	42	U17	 ESP	2912	Alvaro Alonso Ortega	Guillermo Castellano Vicente	M	(BFD [46.0])	40.0	38.0	32.0	41.0	7.0	8.0	36.0	72.0	320.0	274.0
88	43		 NOR	2663	Amalie Wang	Fredrikke Foss	F	37.0	16.0	14.0	19.0	37.0	36.0	(40.0)	28.0	87.0	314.0	274.0
89	44		 GBR	2826	Ewan Luke	Zachary Blomeley	M	41.0	14.0	25.0	39.0	22.0	28.0	(45.0)	26.0	82.0	322.0	277.0
90	45		 GBR	2332	Luke Gribbin	Toby Cope	M	(BFD [46.0])	38.0	13.0	21.0	36.0	41.0	36.0	31.0	86.0	348.0	302.0

Bronze Fleet

Sailed: 6, Discards: 1, To count: 5, Entries: 43, Scoring system: Appendix A

Regatta Rank	Fleet Rank	Division	Nat	SailNo	Name	Crew	Gender	F1	F2	F3	F4	F5	F6	CarriedFwd	Total	Nett
91	1		 FRA	2207	Tom Foucher	Vincent Lebreton	M	(18.0)	1.0	8.0	6.0	14.0	13.0	99.0	159.0	141.0
92	2		 GER	2812	Elena Krupp	Clara Borlinghaus	F	9.0	(UFD [44.0])	3.0	7.0	5.0	14.0	103.0	185.0	141.0
93	3	U17	 HKG	2457	Karrie Clark	Penelope Martin	F	5.0	5.0	(33.0)	17.0	19.0	1.0	97.0	177.0	144.0
94	4		 GER	2932	Lukas Kleinow	Hakon Hertwig	M	8.0	13.0	4.0	18.0	(31.0)	10.0	93.0	177.0	146.0
95	5		 GBR	2433	Oliver Evans	Will Jarman	M	23.0	6.0	(UFD [44.0])	1.0	18.0	5.0	105.0	202.0	158.0
96	6		 IRL	2872	Charlie Cullen	Ben Hogan	M	3.0	22.0	5.0	3.0	21.0	(37.0)	106.0	197.0	160.0
97	7		 GER	2841	Anna Barth	Charly Barth	mixed	7.0	15.0	1.0	14.0	(27.0)	8.0	116.0	188.0	161.0
98	8	U17	 SGP	2869	Faith Hailey Toh	Riane Lee	F	15.0	(35.0)	32.0	8.0	12.0	2.0	92.0	196.0	161.0
99	9		 FRA	2276	Manon Pennaneach	Anna Remy	F	25.0	3.0	2.0	11.0	(37.0)	25.0	101.0	204.0	167.0
100	10		 SGP	1540	Raynn Kwok	Han Kwang Brandon Chia	M	(20.0)	2.0	18.0	15.0	9.0	11.0	112.0	187.0	167.0
101	11		 SWE	2904	Felicia Fernström	Rebecca Flohr	F	12.0	14.0	17.0	(29.0)	11.0	24.0	94.0	201.0	172.0
102	12		 SWE	2921	Hannah Maurer	Ebba Berntsson	F	4.0	7.0	7.0	(33.0)	24.0	23.0	108.0	206.0	173.0
103	13		 GBR	2898	Aled Llewellyn-Jones	Benjamin Willett	M	(29.0)	21.0	16.0	2.0	29.0	21.0	91.0	209.0	180.0
104	14		 ARG	2565	Ines Billoch	Victoria Tagliapietra	F	1.0	10.0	30.0	(34.0)	1.0	31.0	109.0	216.0	182.0
105	15		 SGP	1539	Shawn Goh	Yong Hao Poh	M	(41.0)	8.0	25.0	20.0	22.0	12.0	102.0	230.0	189.0
106	16		 DEN	1198	Silje Cerup-Simonsen	Esther Bojsen-Moller	F	35.0	24.0	(UFD [44.0])	13.0	2.0	7.0	113.0	238.0	194.0

Regatta Rank	Fleet Rank	Division	Nat	SailNo	Name	Crew	Gender	F1	F2	F3	F4	F5	F6	CarriedFwd	Total	Nett
107	17		 CAN	2604	Morgan Kittson	Adrianna Baird	F	13.0	19.0	6.0	(22.0)	15.0	17.0	129.0	221.0	199.0
108	18		 DEN	2697	Josefine Nojgaard	Magnus Pedersen	mixed	2.0	25.0	15.0	16.0	38.0	(41.0)	104.0	241.0	200.0
109	19		 ESP	1741	Marc Barber Ibiza	Patrick Juan Juan	M	(42.0)	17.0	10.0	5.0	17.0	34.0	117.0	242.0	200.0
110	20	U17	 CZE	2283	Michal Krsicka	Lukas Krsicka	M	24.0	12.0	(UFD [44.0])	35.0	6.0	28.0	95.0	244.0	200.0
111	21		 FIN	2032	Lili Kotilainen	Vilma Rikala	F	26.0	(30.0)	29.0	28.0	7.0	4.0	107.0	231.0	201.0
112	22		 RUS	2720	Victoria Likhanova	Polina Pereshivkina	F	19.0	26.0	(34.0)	31.0	30.0	3.0	100.0	243.0	209.0
113	23		 GER	2940	Elisa Groener	Carolina Bergmann	F	17.0	20.0	(26.0)	25.0	13.0	19.0	118.0	238.0	212.0
114	24		 HKG	2943	Pei Yip	Pasu Chu	M	10.0	28.0	(UFD [44.0])	12.0	36.0	9.0	120.0	259.0	215.0
115	25		 GER	2813	Johanna Von Forstner	Marla Schneekloth	F	(36.0)	33.0	9.0	10.0	26.0	26.0	111.0	251.0	215.0
116	26		 NOR	2497	Julie Sverdrup	Vilde Pollen	F	11.0	9.0	31.0	36.0	(40.0)	32.0	96.0	255.0	215.0
117	27		 ISV	ISV	Sarah Hardee	Sophie Crosbie	F	27.0	(32.0)	12.0	9.0	16.0	22.0	132.0	250.0	218.0
118	28		 ESP	1826	Sara Cantero Izquierdo	Sara Ortega Garcia-Tunon	F	32.0	(DSQ [44.0])	23.0	27.0	8.0	6.0	128.0	268.0	224.0
119	29	U17	 POL	2794	Marceli Mierzwicki	Franciszek Borys	M	14.0	16.0	13.0	(DSQ [44.0])	28.0	35.0	119.0	269.0	225.0
120	30		 GBR	2905	Elodie Edwards	Hannah Morris	F	6.0	11.0	(UFD [44.0])	DNC [44.0]	4.0	36.0	125.0	270.0	226.0
121	31		 POL	2425	Aleksandra Wirzinkiewicz	Zuzanna Mróz	F	28.0	4.0	27.0	30.0	(34.0)	15.0	127.0	265.0	231.0
122	32	U17	 POL	2426	Magdalena Chyla	Oliwia Jekiel	F	21.0	27.0	24.0	(37.0)	25.0	29.0	114.0	277.0	240.0
123	33	U17	 GER	2315	Sarah Springer	Paula Becker	F	(UFD [44.0])	23.0	19.0	26.0	10.0	42.0	121.0	285.0	241.0










Regatta Rank	Fleet Rank	Division	Nat	SailNo	Name	Crew	Gender	F1	F2	F3	F4	F5	F6	CarriedFwd	Total	Nett
124	34	U17	 GER	2246	Simon Heindl	Fynn Kaufhold	M	16.0	(DSQ [44.0])	11.0	21.0	43.0	43.0	110.0	288.0	244.0
125	35		 BRA	2738	Ludmila Lira	Julia Ollivier	F	33.0	29.0	(35.0)	32.0	3.0	27.0	124.0	283.0	248.0
126	36		 CZE	1188	Adam Ott	David Muzikáø	M	30.0	(UFD [44.0])	14.0	4.0	39.0	38.0	126.0	295.0	251.0
127	37		 CAN	2669	Georgia Phillips	Hannah Smith	F	31.0	18.0	21.0	23.0	(42.0)	30.0	133.0	298.0	256.0
128	38		 CAN	2293	Ross Thompson	Wiliam Mendham	M	39.0	38.0	(DSQ [44.0])	DNF [44.0]	20.0	18.0	98.0	301.0	257.0
129	39		 POL	2351	Karolina Zurek	Agata Wilczewska	F	34.0	31.0	28.0	24.0	(35.0)	20.0	123.0	295.0	260.0
130	40	U17	 NOR	2716	Diane Ninauve- Jutulstad	Cornelia Fure	F	37.0	36.0	(DNC [44.0])	38.0	23.0	16.0	115.0	309.0	265.0
131	41	U17	 HKG	2718	Casey Law	Augustin Clot	M	22.0	37.0	20.0	(39.0)	32.0	39.0	122.0	311.0	272.0
132	42		 NED	2349	Fianne Van Den Brule	Sterre Van Wegen	F	38.0	34.0	22.0	19.0	(41.0)	33.0	130.0	317.0	276.0
133	43	U17	 GER	2255	Moritz Block	Lasse Lukas	M	(40.0)	39.0	RDGa [38.0]	RDGa [38.0]	33.0	40.0	131.0	359.0	319.0

Emerald Fleet

Sailed: 8, Discards: 1, To count: 7, Entries: 42, Scoring system: Appendix A

Regatta Rank	Fleet Rank	Division	Nat	SailNo	Name	Crew	Gender	F1	F2	F3	F4	F5	F6	F7	F8	CarriedFwd	Total	Nett
134	1	U17	 POL	2356	Stanislaw Radojewski	Alex Slusarczyk	M	(12.0)	6.0	8.0	6.0	1.0	12.0	2.0	8.0	137.0	192.0	180.0
135	2		 BRA	2737	Antonio Aranha	Nicole Buuck	mixed	(27.0)	1.0	2.0	3.0	3.0	16.0	7.0	20.0	141.0	220.0	193.0
136	3		 NED	2274	Mees Beerda	Jorn Swart	M	(BFD [43.0])	2.0	1.0	2.0	25.0	8.0	3.0	17.0	136.0	237.0	194.0
137	4	U17	 SGP	2446	Guo Hao Marvin Tan	Yaoxuan Dylan Ng	M	7.0	4.0	7.0	27.0	(BFD [43.0])	5.0	1.0	5.0	139.0	238.0	195.0
138	5	U17	 GBR	2292	Sian Talbot	Madeleine Bristow	F	1.0	3.0	6.0	12.0	(BFD [43.0])	15.0	23.0	4.0	143.0	250.0	207.0
139	6		 GER	1900	Lisa Maria Rausch	Merle Rausch	F	18.0	8.0	9.0	13.0	11.0	11.0	(25.0)	7.0	144.0	246.0	221.0
140	7	U17	 DEN	2129	Carl Nielsen	Gustav Schwennesen	M	3.0	20.0	3.0	1.0	15.0	17.0	30.0	(35.0)	134.0	258.0	223.0
141	8		 HUN	2771	Fodor Ákos	Seres Dániel	M	16.0	10.0	16.0	8.0	9.0	6.0	17.0	(27.0)	149.0	258.0	231.0
142	9		 GER	2108	Hannah Harnack	Lea Juni Nowacki	F	8.0	17.0	26.0	(DNC [43.0])	BFD [43.0]	1.0	6.0	3.0	135.0	282.0	239.0
143	10	U17	 GER	2024	Janne Achenbach	Carlotta Meyer	F	(24.0)	19.0	20.0	15.0	6.0	7.0	14.0	11.0	148.0	264.0	240.0
144	11		 GER	2005	Charlotte Mueldner	Amelie Mueldner	F	4.0	(BFD [43.0])	17.0	7.0	7.0	20.0	12.0	15.0	162.0	287.0	244.0
145	12	U17	 POL	2357	Antoni Sopota	Patryk Rózak	M	13.0	(29.0)	4.0	4.0	19.0	21.0	13.0	25.0	150.0	278.0	249.0
146	13		 GBR	2694	Charlotte Gordon	Anna Rowe	F	9.0	25.0	12.0	14.0	(BFD [43.0])	3.0	20.0	13.0	157.0	296.0	253.0
147	14		 EST	2047	Helen Pais	Helen Ausman	F	(28.0)	13.0	25.0	22.0	4.0	2.0	18.0	19.0	151.0	282.0	254.0
148	15		 DEN	2019	Naja Bjornholt	Caroline Matzen Mikkelsen	F	20.0	12.0	32.0	(DNC [43.0])	5.0	4.0	10.0	9.0	164.0	299.0	256.0
149	16		 FIN	550	Onni Hinskala	livari Heickell	M	26.0	30.0	(31.0)	18.0	8.0	18.0	16.0	6.0	142.0	295.0	264.0

Regatta Rank	Fleet Rank	Division	Nat	SailNo	Name	Crew	Gender	F1	F2	F3	F4	F5	F6	F7	F8	CarriedFwd	Total	Nett
150	17		 GER	2204	Philipp Schmechel	Niko Felmet	M	15.0	5.0	18.0	17.0	16.0	10.0	(31.0)	21.0	163.0	296.0	265.0
151	18		 GBR	2304	Emma James	Eva Becker	F	10.0	(BFD [43.0])	5.0	16.0	BFD [43.0]	19.0	22.0	14.0	138.0	310.0	267.0
152	19	U17	 ISV	2563	Jeffrey Klempen	Jonathan O'shaughnessy	M	5.0	14.0	10.0	10.0	20.0	(34.0)	27.0	30.0	153.0	303.0	269.0
153	20	U17	 GER	2259	Ella-Sofia Rissanen	Zoe Coers	F	32.0	24.0	15.0	11.0	21.0	14.0	8.0	(39.0)	156.0	320.0	281.0
154	21		 DEN	1825	Kamille Vilstrup	Sara Camille Schouw Nielsen	F	23.0	7.0	28.0	(BFD [43.0])	10.0	27.0	36.0	10.0	147.0	331.0	288.0
155	22		 DEN	2927	Elton Engkilde	Mads Pedersen	M	29.0	16.0	14.0	(BFD [43.0])	17.0	25.0	24.0	18.0	145.0	331.0	288.0
156	23		 JPN	869	Naoki Ueda	Shu Tahara	M	22.0	(28.0)	24.0	25.0	12.0	28.0	4.0	16.0	161.0	320.0	292.0
157	24		 GBR	2937	Sonia Evans	Elizabeth Cattermole	F	31.0	9.0	29.0	21.0	(BFD [43.0])	13.0	15.0	24.0	155.0	340.0	297.0
158	25		 EST	2250	Roger Rikberg	Ingmar Olmaru	M	17.0	18.0	11.0	(BFD [43.0])	24.0	38.0	5.0	26.0	159.0	341.0	298.0
159	26		 GER	1832	Moritz Tomann	Jonas Von Maydell	M	14.0	23.0	13.0	19.0	26.0	30.0	(32.0)	22.0	154.0	333.0	301.0
160	27	U17	 HKG	2521	Adam Neveux	Jette Jess	mixed	19.0	15.0	27.0	20.0	(BFD [43.0])	22.0	9.0	31.0	160.0	346.0	303.0
161	28		 GBR	2664	Eleanor Poole	Freya Cumpsty	F	6.0	21.0	19.0	9.0	13.0	33.0	(39.0)	36.0	169.0	345.0	306.0
162	29	U17	 GER	2939	Amal Zszech	Gregory Soltau	M	30.0	11.0	21.0	24.0	(BFD [43.0])	26.0	28.0	29.0	146.0	358.0	315.0
163	30	U17	 GER	2895	Jakob Gauger	Jakob Zwirn	M	(BFD [43.0])	BFD [43.0]	35.0	BFD [43.0]	2.0	23.0	19.0	1.0	152.0	361.0	318.0
164	31		 GER	1780	Constantin Von Cramon	Timo Wacke	M	34.0	33.0	23.0	5.0	27.0	(39.0)	26.0	37.0	165.0	389.0	350.0
165	32		 FIN	2809	Sophie Seppälä	Siiri Danielsson	F	33.0	(BFD [43.0])	34.0	DNC [43.0]	18.0	9.0	33.0	23.0	158.0	394.0	351.0
166	33	U17	 BRA	2736	Gabriela Bartijotto	Alexia Buuck II	F	25.0	27.0	22.0	(BFD [43.0])	14.0	35.0	38.0	34.0	166.0	404.0	361.0

Regatta Rank	Fleet Rank	Division	Nat	SailNo	Name	Crew	Gender	F1	F2	F3	F4	F5	F6	F7	F8	CarriedFwd	Total	Nett
167	34	U17	 HKG	2528	Ulysse Ha Thuc	Maddalena Di Salvo	mixed	36.0	32.0	33.0	(BFD [43.0])	BFD [43.0]	31.0	21.0	2.0	170.0	411.0	368.0
168	35		 GER	2093	Kurt Sachs	Mathilde Sachs	mixed	38.0	26.0	30.0	23.0	(BFD [43.0])	37.0	29.0	12.0	174.0	412.0	369.0
169	36	U17	 BRA	2335	Marina Heinke	Nicole Joop	F	2.0	22.0	(DNC [43.0])	DNC [43.0]	DNC [43.0]	DNC [43.0]	DNC [43.0]	DNC [43.0]	140.0	422.0	379.0
170	37		 POL	1234	Jakub Charaszkiwicz	Kamil Polak	M	39.0	35.0	(DNF [43.0])	26.0	23.0	24.0	35.0	33.0	171.0	429.0	386.0
171	38	U17	 GER	2656	Pia Speckle	Felizia Fiebig	F	21.0	(BFD [43.0])	DNC [43.0]	DNC [43.0]	BFD [43.0]	29.0	11.0	38.0	167.0	438.0	395.0
172	39	U17	 POL	1756	Ada Grzece	Agata Gabrysiak	F	35.0	31.0	(DNC [43.0])	DNC [43.0]	22.0	36.0	34.0	28.0	168.0	440.0	397.0
173	40	U17	 GER	2181	Simon Goeke	Hannah Schmechel	mixed	11.0	(BFD [43.0])	DNC [43.0]	DNC [43.0]	BFD [43.0]	32.0	37.0	32.0	172.0	456.0	413.0
174	41	U17	 GER	478	Konstantin Braune	Leonhard Lüdke	M	37.0	34.0	(DNC [43.0])	DNC [43.0]	DNC [43.0]	DNC [43.0]	DNC [43.0]	DNC [43.0]	175.0	504.0	461.0
175	42		 EST	2052	Veronika Kuvatova	Hannah Tuulas	F	(DNC [43.0])	DNC [43.0]	DNC [43.0]	DNC [43.0]	DNC [43.0]	DNC [43.0]	DNC [43.0]	DNC [43.0]	173.0	517.0	474.0

Scoring codes used

Code	Description	Points
BFD	Black flag disqualification under rule 30.3	Varies
DNC	Did not come to the starting area	Varies
DNF	Started but did not finish	Varies
DSQ	Disqualification	44
RDGa	Redress - average points for all races except the race in question	38
UFD	Black flag disqualification under rule 30.3	Varies

Sailwave Scoring Software 2.28.1
www.sailwave.com